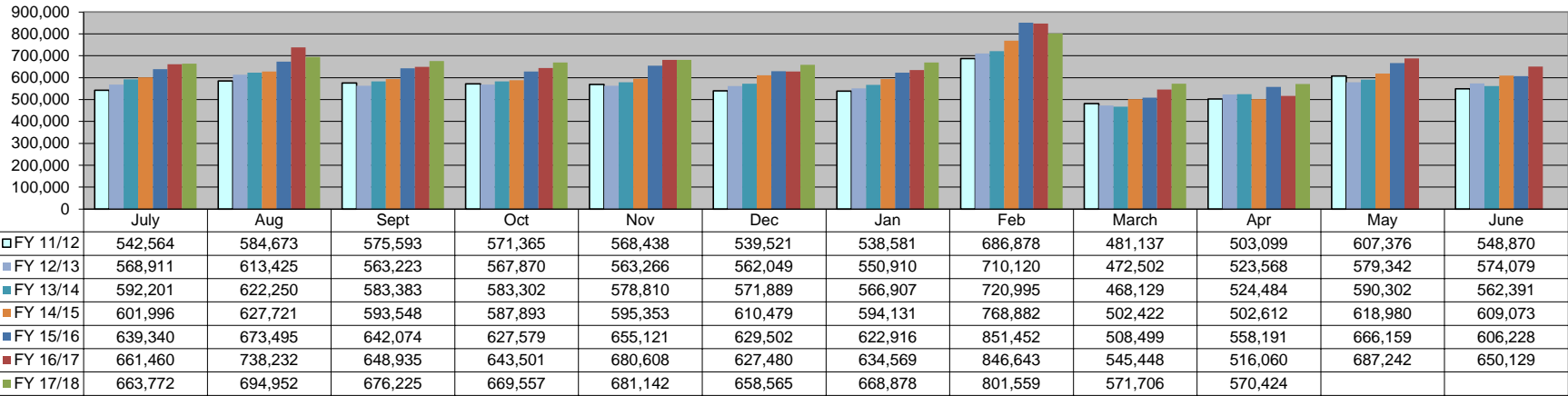
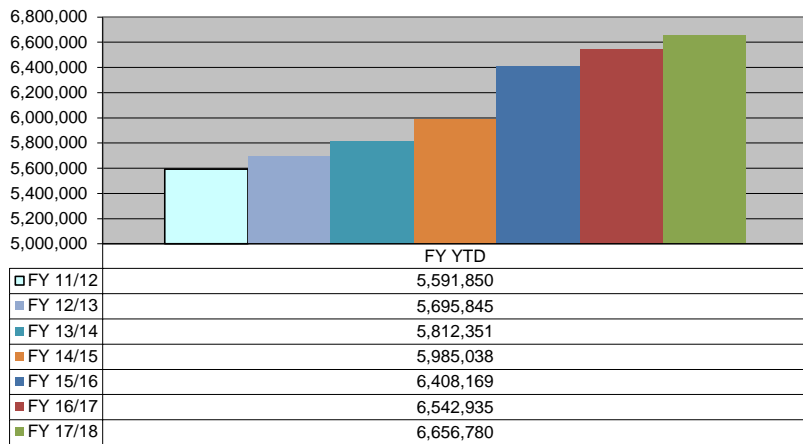


Sales Tax



Sales Tax Revenue



***COLLECTIONS IN THE CITY OF CROSSVILLE**

State of TN Cost of Administration 1.125% 1,165,482.93
 Net Collections (sent to trustee's office) 13,111.68
 1,152,371.25

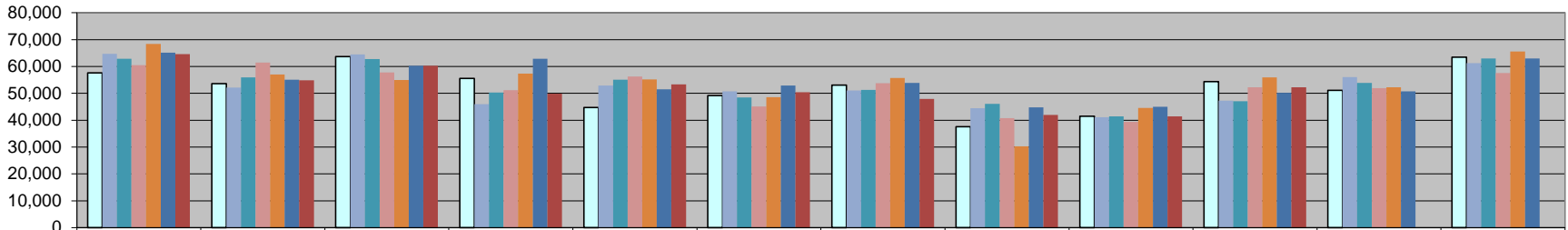
Trustee of Cumberland County 1% 11,523.71
 Net To Be Distributed 1,140,847.54

CITY OF CROSSVILLE SPLIT

Check to City of Crossville \$570,423.77
 Check to Cumberland County Board of Education \$570,423.77

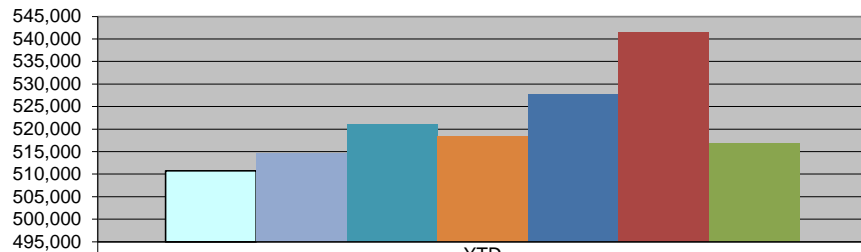
*Totals reported in April, but actually collected in February

Wholesale Beer Tax



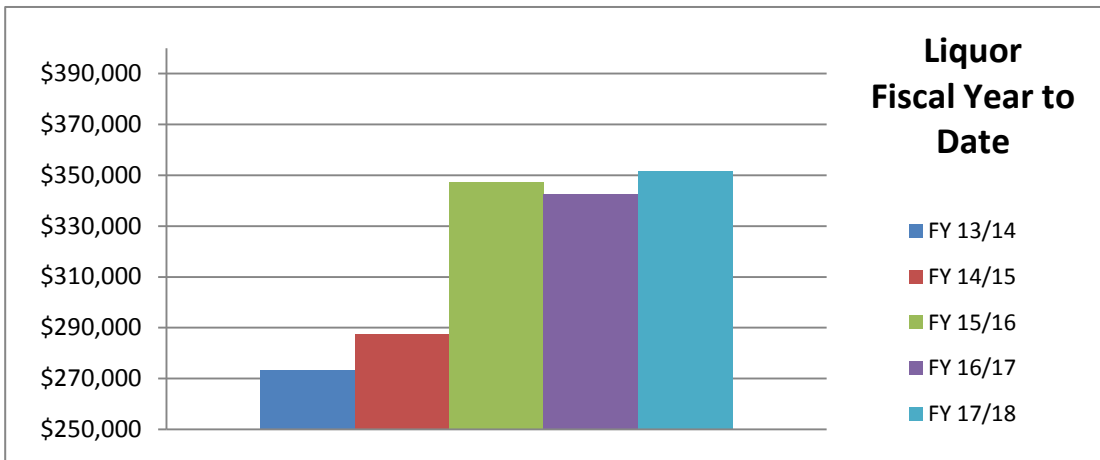
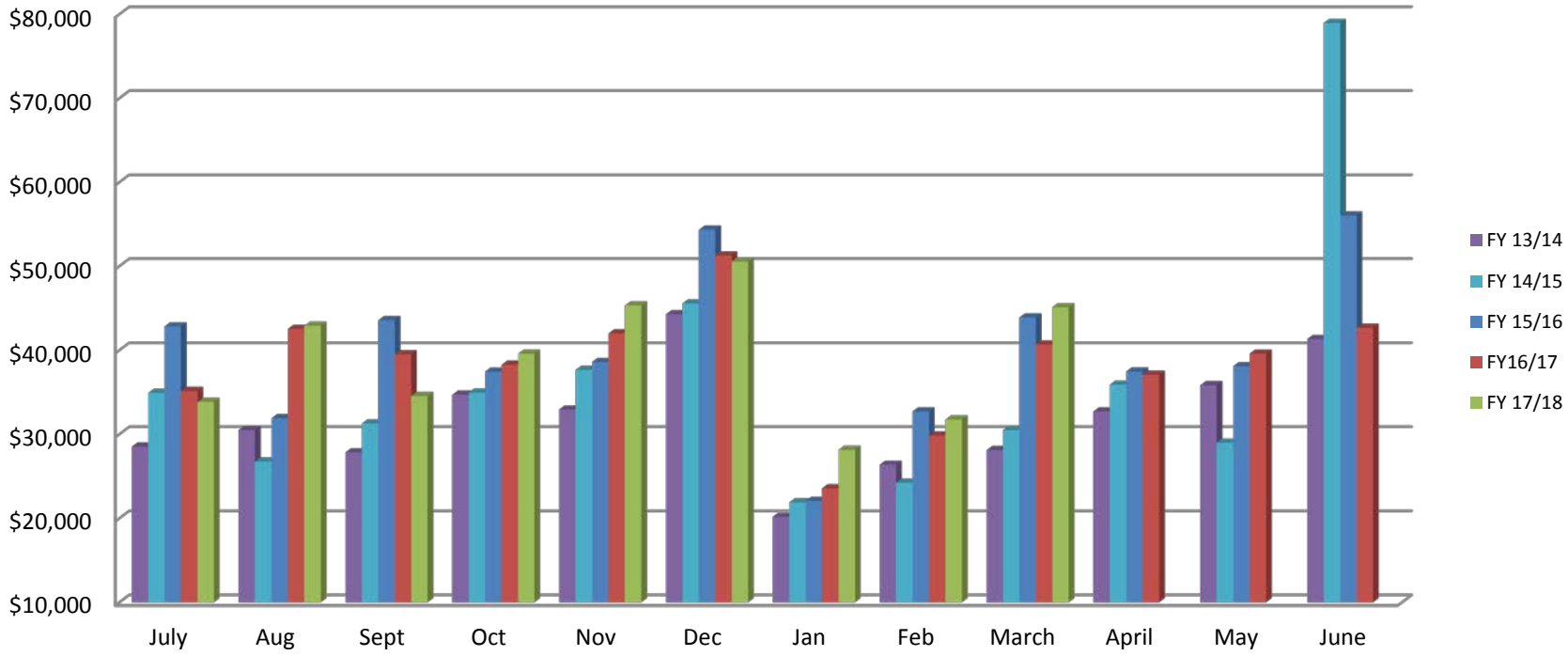
	July	Aug	Sept	Oct	Nov	Dec	Jan	Feb	March	Apr	May	June
FY11/12	57,631	53,580	63,656	55,500	44,752	49,146	53,108	37,520	41,472	54,350	51,163	63,502
FY 12/13	64,729	52,105	64,506	45,926	52,878	50,677	51,080	44,449	41,088	47,243	56,014	61,195
FY 13/14	62,829	55,897	62,720	50,303	55,083	48,463	51,269	46,087	41,399	47,056	53,910	62,991
FY 14/15	60,493	61,507	57,800	51,195	56,278	45,133	53,740	40,764	39,308	52,266	51,887	57,530
FY 15/16	68,355	57,009	54,939	57,328	55,181	48,596	55,690	30,239	44,517	55,910	52,279	65,528
FY16/17	65,097	55,042	60,282	62,877	51,474	52,906	53,833	44,802	44,940	50,184	50,728	63,011
FY 17/18	64,565	54,849	60,282	49,858	53,345	50,387	47,876	41,990	41,453	52,248		

Wholesale Beer Tax Revenue



	YTD
FY11/12	510,716
FY 12/13	514,681
FY 13/14	521,107
FY 14/15	518,485
FY 15/16	527,762
FY 16/17	541,436
FY 17/18	516,853

Liquor Income



CROSSVILLE FIRE DEPARTMENT

Monthly Statistics Report

	A	B	C	D	E	F	G	
1	MONTHLY FIRE REPORT						Apr-18	RCS
2								
3	RESPONSES		INSPECTIONS		Public Education			
4	Structure fires	0	Annual	3	Church Events			
5	Vehicle fires	4	Construction		Fire Lectures			
6	Vehicle accidents	20	Final		Department Tours			
7	First Responder with transport by CCEMS	113	Complaints	2	School Events			
8	First Responder without transport	51	Home safety		Static Displays			
9	Hazardous Conditions	1			Extinguisher training			
10	False calls	14			CPR Training	1		
11	Service calls	7						
12	Brush/trash fires	6						
13	Smoke scare	4	TOTAL	5				
14	Cooking Fire	1						
15	Rescues	1	Training					
16			Specialized	2				
17			Seminars					
18			In-service					
19	TOTAL	222			TOTAL	1		
20			TOTAL	2				
21	Fire Loss dollar value				Burning Permits	184		
22	Structure fire loss		Arson Management		issued			
23	Vehicle fire loss		Fire Investigations		OTHER ACTIVITY			
24	other fire loss		Explosives/bomb					
25			Arsons/Suspicious					
26			Arrests		TOTAL	0		
27	TOTAL	0	TOTAL	0				
28	Deputy Chief South attendede TEMA Instructor Hazardous Materials update.							
29	Fire crews performed annual hose testing							
30								
31								
32								
33								
34								
35								

	CONSUMPTION	Water loss - flushing	Water loss - leaks	Water loss-fire fighting	Total Internal Use	Unaccounted for water	PUMPED WATER	LOSS %
2017								
January	83,687,800	58,879	7,391,568		7,450,447	22,355,353	113,493,600	20%
February	83,480,000	105,600	4,323,834		4,429,434	9,052,566	96,962,000	9%
March	79,536,700	1,351,950	1,371,660	100,000	2,823,610	23,253,990	105,614,300	22%
April	76,775,800	26,783	1,345,596		1,372,379	25,715,821	103,864,000	25%
May	85,100,900	99,772	1,483,561		1,583,333	27,138,067	113,822,300	24%
June	90,267,900	75,354	2,343,306		2,418,660	18,538,440	111,225,000	17%
July	91,853,400	228,601	2,744,082		2,972,683	22,784,217	117,610,300	19%
August	93,523,500	234,809	1,106,208		1,341,017	19,341,384	114,205,900	17%
September	94,805,400	350,039	1,232,926		1,582,965	9,649,635	106,038,000	9%
October	86,593,500	342,257	967,770		1,310,027	21,769,973	109,673,500	20%
November	90,371,300	241,890	1,700,320		1,942,210	12,341,490	104,655,000	12%
December	84,109,700	644,848	2,215,173		2,860,021	21,702,979	108,672,700	20%
TOTAL	1,040,105,900	3,760,781	28,226,005	100,000	32,086,786	233,643,915	1,305,836,600	18%
2018								
January	88,114,500	1,978,358	1,272,890	60,000	3,311,248	40,696,952	132,122,700	31%
February	92,164,600	5,904	3,749,588	65,000	3,820,492	9,054,908	105,040,000	9%
March	80,217,300	34,375	1,929,024	145,000	2,108,399	29,884,501	112,210,200	27%
April	80,489,000	86,729	1,233,996	2,000	1,322,425	26,231,575	108,043,000	24%
May								
June								
July								
August								
September								
October								
November								
December								
TOTAL								
6 mos	515,466,400	2,992,104	12,100,991	272,000	15,364,795	139,912,405	670,743,600	21%
12 mos	1,057,611,000	4,322,934	21,978,845	272,000	26,573,479	259,134,122	1,343,318,600	19%

2017-2018 Building Permits

	County	City-Res	City-Comm	City & County Plumbing	Land Disturbance Permits	City & County Mechanical	Sign	House Moving	County Comm	County Fees Paid	City Fees Paid
July	18	3	1	17	1	11	0	0	0	\$15,331.00	\$3,574.50
August	15	19	2	31	7	22	0	0	0	\$14,381.00	\$13,800.00
September	20	3	1	21	6	12	1	0	0	\$16,897.50	\$4,446.50
October	22	11	5	28	4	15	0	1	0	\$19,057.00	\$11,369.00
November	15	13	6	33	3	17	0	0	5	\$24,687.50	\$13,550.50
December	14	2	1	17	2	29	0	0	2	\$16,931.50	\$2,382.00
January	12	6	2	17	1	30	0	0	2	\$12,695.00	\$4,579.50
February	13	4		24	1	9	0	0	2	\$18,468.00	\$3,260.00
March	27	8	2	32	1	22	0	0	3	\$29,961.00	\$6,368.50
April	27	9	6	32	3	22	0	0	0	\$27,093.50	\$9,434.00
May											
June											
Total	183	78	26	252	29	189	1	1	14	\$195,503.00	\$72,764.50

Engineering Projects Report May 3, 2018

Project	Current Status	Dates
127 South Utility Relocation	(No Change)The TDOT bid letting has been placed on hold by the Commissioner of TDOT.	
Safe Routes to Schools Grant	(No Change) We are waiting on the Federal Highway Administration to approve the closing documents for the project. The Construction is complete but the grant is open until FHWA signs off on the completion.	Completion is Forthcoming
Northwest Connector Phase 3	The appraisals are complete and they are now in the hands of the review appraiser.	Bid Letting December 2018
Northwest Connector Phase 2	(No Change)TDOT is starting the environmental phase. The City has not been released for acquisition or draft utility relocation design.	Bid Letting December 2018
Downtown Sidewalks	(No Change)This project is on hold until the Transportation Alternatives Program 80/20 grant is approved or denied. The grant award will take place in October of this year.	Award Bid February 2020
Brookhaven Subdivision and Highland Lane Waterline Upgrade	The Engineers are updating the plans all easements have been acquired. Plans will be sent to TDEC for approval in the coming weeks.	Construction Start Spring 2018
Holiday Drive, Lantana Estates and Fairyland Acres Waterline Replacement	Weather has delayed the yard repair by City crews. City crews will be reconvening the cleanup next week. We hope to finish as soon as the weather permits.	Project Completion Soon
Old Lantana Road, County Seat and Southbend Waterline Replacement	(No Change)Plans are being finalized and a schedule is being developed by the Engineer.	
Bridges for Trails at Meadow Park	Staff has contacted an Engineering firm capable of designing the bridge and this information will be taken to the Lake Commission May 21st, for a recommendation to the City Council.	
Quail Hollow Court	City staff has started compiling information required by TDOT and the FAA for the sale of airport property. Once all information is approved by TDOT, we will be ready for the property owners to pay for a TDOT approved appraisal.	
Site Development Grant	The contractor started work May 7th. They are drilling blasting holes, removed the top soil and have started installing erosion prevention structures.	Project Finished November 2017
2017 Water Treatment Plant Upgrades	The painting work is complete at Holiday and the chemical building is bricked and has the permanent roof installed . The Sludge removal system replacement at the Holiday plant will start in May. A contract time extension is expected because of a delay in drawing approvals.	Construction Complete May 26, 2018
Main Street and Lantana Traffic Signal Replacement	TDOT has given the notice to proceed on the preliminary Engineering and accepted the NEPA document.	Bid Award October 2019
Fourth Street and West Avenue Traffic Signal Replacement	TDOT has given the notice to proceed on the NEPA document.	Bid Award September 2019
Airport Pavement Rehabilitating	The Engineering Contract is on the City Council agenda for approval.	Construction Start Late Spring 2018
2017 Sewer Rehab	The contractor remobilized this week. They were unsuccessful in videoing the lines because of the high flows due to infiltration. They will leave the project and start again May 20th. A portion of the material for the pipe bursting has been delivered to the lay down area.	Construction Complete September 1, 2018
Meadow Park Water Filtration Plant Sewer Project	(No Change)The Engineers are working on a rough plan and a schedule will be developed shortly after the plan has been created. Many easements will be required and it is doubtful if construction can start this calendar year.	Schedule will be forthcoming
Raw Water Study	The Engineer is working on documents for a meeting with TDEC	
2017 Wastewater Treatment Plant Improvements	The City attorney is working on closing the contract with JS Haren. The Sludge press will be on site Monday May 7th. The Engineer is finalizing the contract with W&O and W&O will be ready to start the project as soon as the sludge is removed.	Construction Completion May 18
Garrison Park	The Engineer has received the shop drawings for the splash pad. We expect to receive all approvals and advertise for bids around May 29th.	Schedule will be forthcoming
Private Developments		
The Gardens Phase 8 Subdivision Plat 1	(No Change) All utilities are installed and accepted. The road has not been constructed. The developer is lowering a sewer line for installation of storm sewer for the road construction.	
Waverley Place and Tree House Plantations Subdivision	(No Change) Water and sewer plans have been submitted to TDEC.	
Panther Valley Subdivision	The sewer has been accepted along County Garage Road(phase one). The sewer has been installed and the developer is currently installing the mainline water in the remainder of the development.	
Crossroad Village Subdivision Phase 4	(No Change) Testing is complete on the waterline on Deerfield Drive and the City has accepted the installation. Road and waterline construction has not started on White Tail Run.	
Blackberry Ridge Phase 2	(No Change) All utilities are installed and accepted. Construction of the road has not been completed.	

**CITY OF CROSSVILLE
DEBT**

	<u>END DATE</u>	<u>INT RATE</u>	<u>3/31/2018 LOAN BALANCE</u>	<u>PRINCIPAL PAYMENT</u>	<u>4/30/2018 INTEREST PAYMENT</u>
GENERAL FUND					
LOC- Radio System	2028	Var	\$ 1,066,000	\$ 134,000	\$ 20,574
E-911	2024	VAR	\$ 426,000	\$ 56,000	\$ 7,500
Series A Bonds	2037	3.18%	\$ 4,065,000	\$ 25,000	\$ 123,444
Series B Bonds	2028	2.67%	\$ 2,740,000	\$ 210,000	\$ 72,231
			\$ -		
			<u>\$ 8,297,000</u>	<u>\$ 425,000</u>	<u>\$ 223,749</u>

Water & Sewer Fund

23008 TMBF Refund 3 RUD Loans 2014	2034	Var	\$ 3,535,808	\$ 172,360	\$ 53,308
23009 SRF 12-116 Downtown Waterline	2035	1.87%	\$ 1,463,639	\$ 65,832	\$ 27,828
23010 SRF 2015 I/I (CW1 15-346)	2035	1.61%	\$ 1,664,660	\$ 73,752	\$ 27,252
23116 SRF 00-020 MPL Plant (water)	2024	1.77%	\$ 1,794,781	\$ 314,028	\$ 33,864
23117 SRF 00-033 SO. Lines (water)	2024	1.47%	\$ 409,662	\$ 64,080	\$ 6,372
23118 SRF 2010 - WWTP	2032	2.88%	\$ 1,560,558	\$ 127,524	\$ 50,220
23119 SRF 2010 WTR Harvesting	2032	2.83%	\$ 1,742,177	\$ 141,552	\$ 55,056
23120 SRF 2010 WWTP (\$500,000)	2032	2.78%	\$ 346,637	\$ 22,764	\$ 9,852
23122 SRF - DWF 10-105 (Lines)	2033	2.69%	\$ 487,094	\$ 29,232	\$ 13,404
23240 SRF 01-156 I/I (SEWER)	2025	1.47%	\$ 165,602	\$ 24,840	\$ 2,568
23245 2012 Series C Bonds	2032	2.95%	\$ 8,400,000	\$ 135,000	\$ 246,244
			<u>\$ 21,570,618</u>	<u>\$ 1,170,964</u>	<u>\$ 525,968</u>

CATOOSA

23007 TMBF/Refund '05 Bonds	2028	Var	\$ 3,110,000	\$ 230,000	\$ 50,000
23008 TMBF Refund 3 RUD Loans 2014	2034	Var	\$ 2,196,192	\$ 105,640	\$ 35,000
			<u>\$ 5,306,192</u>	<u>\$ 335,640</u>	<u>\$ 85,000</u>
<u>TOTALS (WATER & SEWER FUND)</u>			<u>\$ 26,876,810</u>	<u>\$ 1,506,604</u>	<u>\$ 610,968</u>

\$ 35,173,810

The City carries debt for E-911.

Grant Agency	Project	ARRA	Amount			%				Money Spent	Money Received	To Be Received	Budget
			Grant	Local	Total								
AWARDED:													
Dept. of Justice	bulletproof vests	No	\$ 35,653.05	\$ 35,653.05	\$ 71,306.10	50/50	on-going		\$ 61,622.12	\$ 28,831.30	\$1,692.70		
State-Police	Alcohol Saturation-2016		\$ 20,000.00	\$ -	\$ 20,000.00								
TECD	CoLinX 2016		\$ 1,000,000.00	\$ -	\$ 1,000,000.00				\$ 943,122.66	\$ 943,122.66			
Dept. of Agriculture	Urban Forester		\$ 25,600.00	\$ 25,600.00	\$ 51,200.00				\$23,725.64				
Dept. of Agriculture	Tree Planting		\$5,000	\$5,000	\$10,000	50/50			\$10,509.59		\$5,000.00		
TDOT-Surface Trans	Northwest Connector		\$ 715,799.00	\$ -	\$ 715,799.00				\$ 708,567.83	\$ 555,458.26	\$2,036.00		
TML	Safety Partners Grant		\$ 3,000.00	\$ 3,000.00	\$ 6,000.00				\$ 5,800.43		\$2,900.22		
THSO	Alcohol Saturation-2017		\$ 15,000.00	\$ -	\$ 15,000.00	90/10							
THSO Alcohol Saturatio	Alcohol Saturation-2018	No	\$ 35,000.00	\$ -	\$ 35,000.00	100%							
HIDTA	Drug Task Force Overtime		\$ 18,000.00	\$ -	\$ 18,000.00								
TDEC-LPRF	Garrison Park Redevelopment		\$ 500,000.00	\$ 500,000.00	\$ 1,000,000.00				\$ 129,567.68	\$ 64,783.84	\$6,167.75		
TDOT-Aeronautics	Airport Maintenance 17/18		\$ 25,740.00	\$ 25,740.00	\$ 51,480.00				\$ 14,406.89	\$ 6,120.97	\$1,082.48		
TDOT-Aeronautics	Used Fuel Truck		\$ 17,500.00	\$ 17,500.00	\$ 35,000.00								
TDOT-Aeronautics	Seal/Stripe Runway		\$ 603,513.00	\$ 33,528.00	\$ 670,570.00	Federal Funds \$603,513/State \$33,529			\$ 33,528.00				
TECD	Site Development Grant		\$ 500,000.00	\$ 497,000.00	\$ 997,000.00				\$ 40,000.00	\$ 21,000.00			
TECD	Due Diligence Grant		\$ 4,298.00	\$ -	\$ 4,298.00	100%			\$ 4,311.10	\$ 4,236.64			
TML	Driver Safety Grant		\$ 700.00	\$ 700.00	\$ 1,500.00				\$ 815.90		\$407.95		
TML-17/18	Property Conservation Grant		\$ 2,200.00	\$ 2,200.00	\$ 4,400.00				\$ 1,392.56	\$ 696.28			
TOTALS			\$ 3,527,003.05	\$ 1,145,921.05	\$ 4,706,553.10								

Complete TN Downtown program	n/a	n/a	contract signed	n/a	banners being reviewed	n/a	Summit Planning	Summit 2/22/2018	n/a	Designing of banners		
Workforce development												
Develop industrial readiness training	n/a	n/a	n/a	n/a	n/a	n/a	n/a	n/a	n/a	n/a		
# students receiving readiness certificate	n/a	n/a	n/a	n/a	n/a	n/a	n/a	n/a	n/a	n/a		
Workforce/Education summit	n/a	n/a	n/a	n/a	n/a	n/a	n/a	n/a	n/a	n/a		
Day care taskforce	0	0	2 meetings	0	0	0	0	0	1 meeting	1 meeting		
Other indicators												
Chamber membership	431	435	437	423	425	428	401	411	413	416		

** If more information is required regarding site visits or the details of the RFI submitted - please contact the Chamber directly.