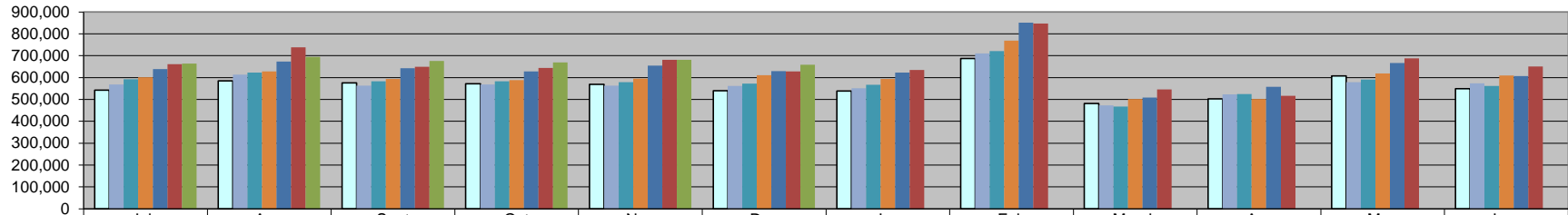
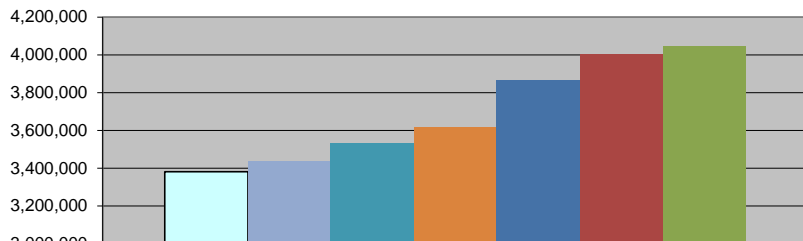


Sales Tax



	July	Aug	Sept	Oct	Nov	Dec	Jan	Feb	March	Apr	May	June
□ FY 11/12	542,564	584,673	575,593	571,365	568,438	539,521	538,581	686,878	481,137	503,099	607,376	548,870
■ FY 12/13	568,911	613,425	563,223	567,870	563,266	562,049	550,910	710,120	472,502	523,568	579,342	574,079
■ FY 13/14	592,201	622,250	583,383	583,302	578,810	571,889	566,907	720,995	468,129	524,484	590,302	562,391
■ FY 14/15	601,996	627,721	593,548	587,893	595,353	610,479	594,131	768,882	502,422	502,612	618,980	609,073
■ FY 15/16	639,340	673,495	642,074	627,579	655,121	629,502	622,916	851,452	508,499	558,191	666,159	606,228
■ FY 16/17	661,460	738,232	648,935	643,501	680,608	627,480	634,569	846,643	545,448	516,060	687,242	650,129
■ FY 17/18	663,772	694,952	676,225	669,557	681,142	658,565						

Sales Tax Revenue



	FY YTD
□ FY 11/12	3,382,154
■ FY 12/13	3,438,744
■ FY 13/14	3,531,836
■ FY 14/15	3,616,990
■ FY 15/16	3,867,110
■ FY 16/17	4,000,215
■ FY 17/18	4,044,213

***COLLECTIONS IN THE CITY OF CROSSVILLE**

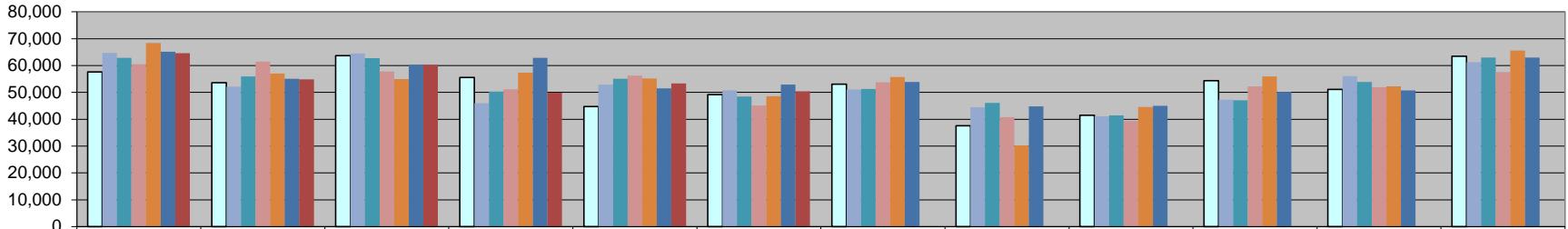
State of TN Cost of Administration	1.125%	1,345,401.68
Net Collections (sent to trustee's office)		14,967.37
		1,330,434.31
Trustee of Cumberland County	1%	13,304.34
Net To Be Distributed		1,317,129.97

CITY OF CROSSVILLE SPLIT

Check to City of Crossville	\$658,564.98
Check to Cumberland County Board of Education	\$658,564.98

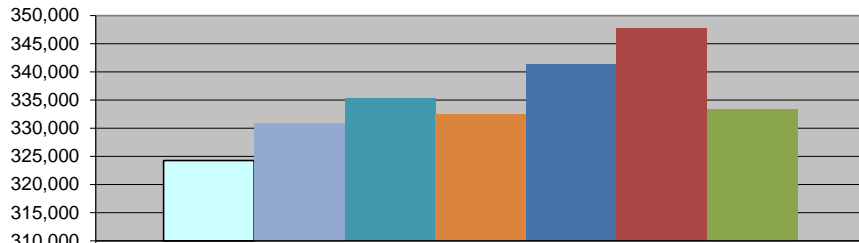
*Totals reported in December, but actually collected in October

Wholesale Beer Tax



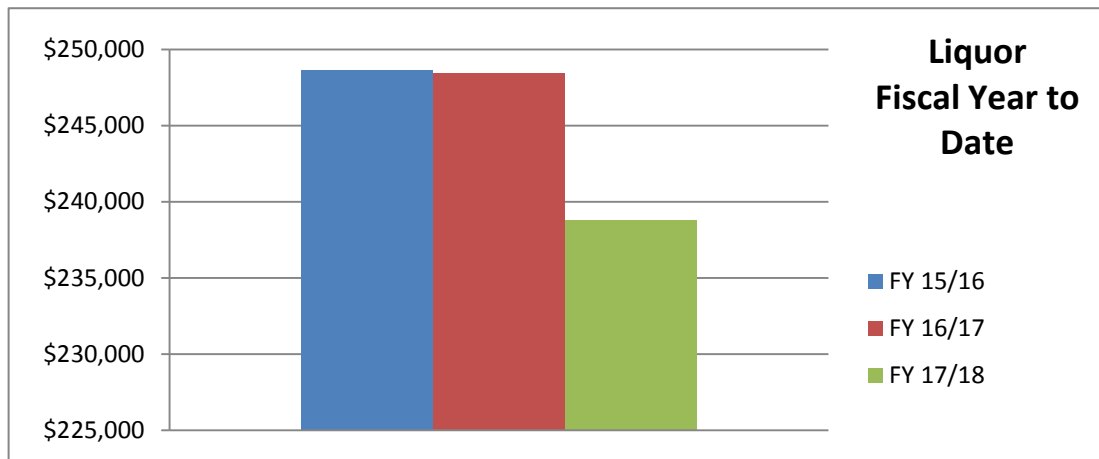
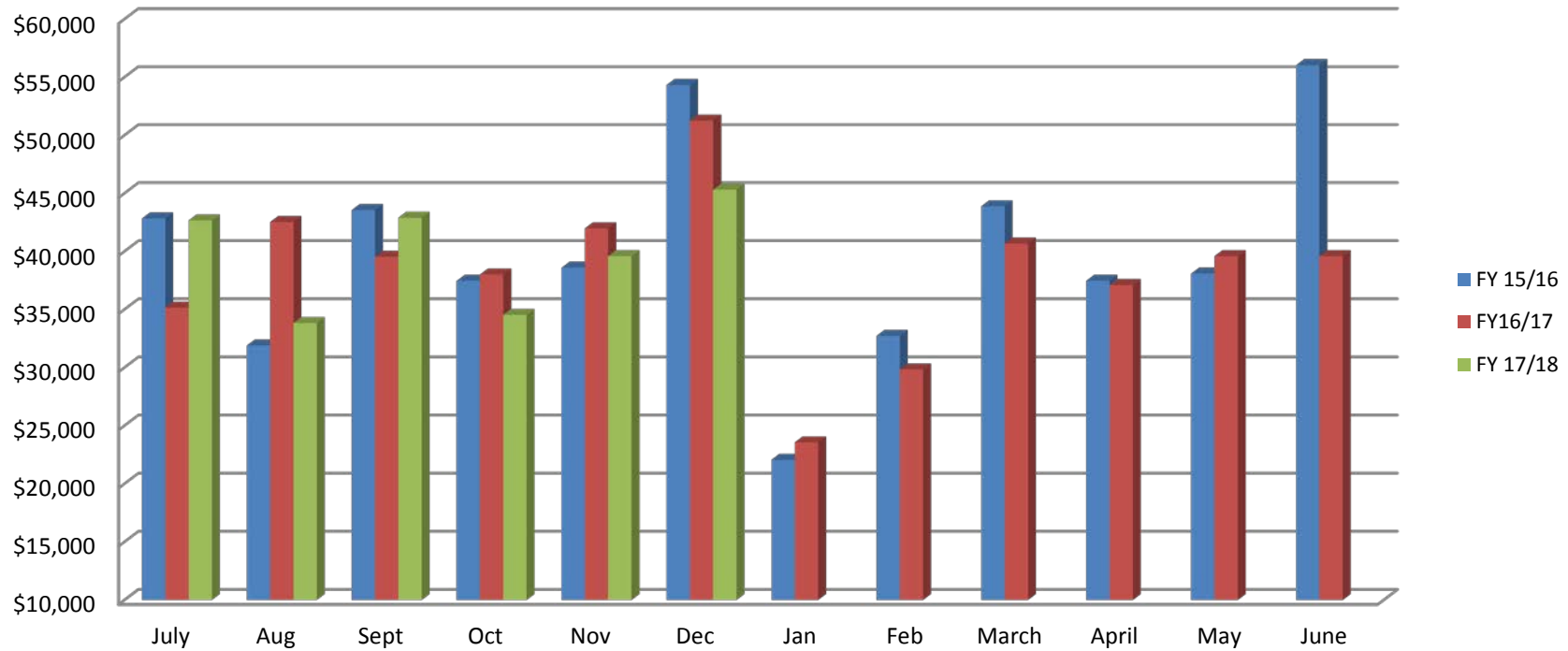
	July	Aug	Sept	Oct	Nov	Dec	Jan	Feb	March	Apr	May	June
FY11/12	57,631	53,580	63,656	55,500	44,752	49,146	53,108	37,520	41,472	54,350	51,163	63,502
FY 12/13	64,729	52,105	64,506	45,926	52,878	50,677	51,080	44,449	41,088	47,243	56,014	61,195
FY 13/14	62,829	55,897	62,720	50,303	55,083	48,463	51,269	46,087	41,399	47,056	53,910	62,991
FY 14/15	60,493	61,507	57,800	51,195	56,278	45,133	53,740	40,764	39,308	52,266	51,887	57,530
FY 15/16	68,355	57,009	54,939	57,328	55,181	48,596	55,690	30,239	44,517	55,910	52,279	65,528
FY16/17	65,097	55,042	60,282	62,877	51,474	52,906	53,833	44,802	44,940	50,184	50,728	63,011
FY 17/18	64,565	54,849	60,282	49,858	53,345	50,387						

Wholesale Beer Tax Revenue



	YTD
FY11/12	324,265
FY 12/13	330,821
FY 13/14	335,296
FY 14/15	332,406
FY 15/16	341,407
FY 16/17	347,677
FY 17/18	333,286

Liquor Income



CROSSVILLE FIRE DEPARTMENT

Monthly Statistics Report

	A	B	C	D	E	F	G
1	MONTHLY FIRE REPORT Dec. 2017						RCS
2							
3	RESPONSES		INSPECTIONS		Public Education		
4	Structure fires	1			Church Events		
5	Vehicle fires	1	Construction		Fire Lectures		
6	Vehicle accidents	14	Final		Department Tours		
7	First Responder with transport by CCEMS	110	Complaints		School Events		
8	First Responder without transport	58	Home safety		Static Displays		
9	Hazardous Conditions	2			Extinguisher training		
10	False calls	30			CPR Training		
11	Service calls						
12	Brush/trash fires	5					
13	Smoke scare	4	TOTAL				
14	Cooking Fire	1					
15			Training				
16			Specialized				
17			Seminars				
18			In-service				
19	TOTAL	226			TOTAL		
20			TOTAL				
21	Fire Loss dollar value				Burning Permits	109	
22	Structure fire loss		Arson Management		issued		
23	Vehicle fire loss		Fire Investigations		OTHER ACTIVITY		
24	other fire loss		Explosives/bomb				
25			Arsons/Suspicious				
26			Arrests		TOTAL	109	
27	TOTAL		TOTAL				
28	Dec. 5 - Chief Turner Parade Meeting, City Council Meeting.						
29	Dec. 7 - Performance Evaluation Training Department Heads Meeting.						
30	L-1 displayed flag for the Chamber of Commerce at the Complex.						
31	Dec. 9 - Fire Trucks in the Christmas Parade.						
32	Dec. 14 - Deputy Chief South attended EMA Meeting.						
33	Dec. 18 - Deputy Chief South radio station for the Salvation Army.						
34	Dec. 27 - Chief Turner staff meeting.						
35							

Water Loss

Month	CONSUMPTION	Loss - Flushing	Loss - Leaks	Loss - Firefighting	Total Internal Use	Unaccounted for water	PUMPED WATER	LOSS %
2016								
December	92,751,700	83,079	1,106,359		1,189,437	20,926,563	114,867,700	18%
2017								
January	83,687,800	58,879	7,391,568		7,450,447	22,355,353	113,493,600	20%
February	83,480,000	105,600	4,323,834		4,429,434	9,052,566	96,962,000	9%
March	79,536,700	1,351,950	1,371,660	100,000	2,823,610	23,253,990	105,614,300	22%
April	76,775,800	26,783	1,345,596		1,372,379	25,715,821	103,864,000	25%
May	85,100,900	99,772	1,483,561		1,583,333	27,138,067	113,822,300	24%
June	90,267,900	75,354	2,343,306		2,418,660	18,538,440	111,225,000	17%
July	91,853,400	228,601	2,744,082		2,972,683	22,784,217	117,610,300	19%
August	93,523,500	234,809	1,106,208		1,341,017	19,341,384	114,205,900	17%
September	94,805,400	350,039	1,232,926		1,582,965	9,649,635	106,038,000	9%
October	86,593,500	342,257	967,770		1,310,027	21,769,973	109,673,500	20%
November	90,371,300	241,890	1,700,320		1,942,210	12,341,490	104,655,000	12%
December								
TOTAL								
6 mos	547,415,000	1,472,949	10,094,612	-	11,567,561	104,425,139	663,407,700	16%
12 mos	1,048,747,900	3,199,012	27,117,190	100,000	30,416,202	232,867,498	1,312,031,600	18%

2017-2018 Building Permits

	County	City-Res	City-Comm	City & County Plumbing	Land Disturbance Permits	City & County Mechanical	Sign	House Moving	County Comm	County Fees Paid	City Fees Paid
July	18	3	1	17	1	11	0	0	0	\$15,331.00	\$3,574.50
August	15	19	2	31	7	22	0	0	0	\$14,381.00	\$13,800.00
September	20	3	1	21	6	12	1	0	0	\$16,897.50	\$4,446.50
October	22	11	5	28	4	15	0	1	0	\$19,057.00	\$11,369.00
November	15	13	6	33	3	17	0	0	5	\$24,687.50	\$13,550.50
December	14	2	1	17	2	29	0	0	2	\$16,931.50	\$2,382.00
January											
February											
March											
April											
May											
June											
Total	104	51	16	18	23	106	1	1	7	\$107,285.50	\$49,122.50

Engineering Projects Report January 5, 2018

Project	Current Status	Dates
127 South Utility Relocation	(No Change) The TDOT bid letting has been placed on hold by the Commissioner of TDOT.	
Safe Routes to Schools Grant	We are waiting on the Federal Highway Administration to approve the closing documents for the project. The Construction is complete but the grant is open until FHWA signs off on the completion.	Completion is Forthcoming
Northwest Connector Phase 3	The plans have been revised and approved by TDOT. The City's Engineer (GS&P) is revising the utilities easements. We hope to be acquiring property again soon. The bid letting has been changed to December 2018. We have closed on the old Ryan's property.	Bid Letting December 2018
Northwest Connector Phase 2	(No Change) TDOT is starting the environmental phase. The City should be released in December for ROW acquisition.	Bid Letting December 2018
Downtown Sidewalks	This project is on hold until the Transportation Alternatives Program 80/20 grant is approved or denied.	Award Bid February 2020
Brookhaven Subdivision and Highland Lane Waterline Upgrade	The Engineers are updating the plans all easements have been acquired.	Construction Start Spring 2018
Holiday Drive, Lantana Estates and Fairyland Acres Waterline Replacement	City crews are in the process of yard repairs.	Project Completion Soon
Old Lantana Road, County Seat and Southbend Waterline Replacement	(No Change) Plans are being finalized and a schedule is being developed by the Engineer.	
Bridges for Trails at Meadow Park	(No Change) The Engineering Department is surveying Meadow Creek for a bridge crossing and acquiring permits for the bridges for the Soldiers Beach Trail.	
Quail Hollow Court	(No Change) The Engineering Department is working with property owners on encroachments onto the City's airport property. The process of selling the portions of the property to the neighboring property owners is being discussed. There is a long and lengthy Federal process that must be followed and the City Council will be updated on the process in the coming months. The buyers met and will be paying collectively for the first appraisal. The City is awaiting the payment.	
Site Development Grant	The plans are 99% complete. We are moving forward with the Site Certification grant and the environmental documents and the property survey are being developed. The plans review will start after the site is certified.	Project Finished November 2017
2017 Water Treatment Plant Upgrades	The Painting work has started at Holiday and the building foundation has been started at Meadow Park.	Construction Complete May 26, 2018
Main Street and Lantana Traffic Signal Replacement	(No Change) The NEPA document has been submitted to TDOT.	Bid Award October 2019
Fourth Street and West Avenue Traffic Signal Replacement	The Engineer is under contract and the City Council approve the contract with TDOT in December. We are waiting on the start notification, from TDOT, for the NEPA process.	Bid Award September 2019
Meadow Park Water Filtration Plant Generators Replacement	The third and last generator delivery has been changed to the week of January 22, 2018.	Construction Complete January 2018
Airport Pavement Rehabilitating	The grant has been awarded and a scoping meeting is forth coming with TDOT and the Engineer. The engineering contract will be ready for approval after the scoping meeting.	Construction Start Late Spring 2018
2017 Sewer Rehab	A pre construction meeting will be scheduled in January.	Construction to start Late Winter/Early Spring 2018
Meadow Park Water Filtration Plant Sewer Project	The engineering contract is on the January City Council agenda for approval.	
Raw Water Study	The Engineer has completed the study and it will be presented to the City Council at the February work session.	
2017 Wastewater Treatment Plant Improvements	The project completion date was December 28, 2017. The Contractor mobilized late on the project and their current final completion date is scheduled for May 18th. The lack of effort from the contractor, after the notice to proceed, and liquidated damages will be discussed with the Council when the project is closer to completion The contractor is making progress on the Genesis pump station rehabilitation and should have it back online next week. A change order is on the January Council meeting agenda.	Construction Completion May 18

Private Developments

The Gardens Phase 8 Subdivision Plat 1	(No Change) All utilities are installed and accepted. The road has not been constructed. The developer is lowering a sewer line for installation of storm sewer for the road construction.
Waverley Place and Tree House Plantations Subdivision	(No Change) Water and sewer plans have been submitted to TDEC.
Panther Valley Subdivision	(No Change) The sewer has been accepted along County Garage Road (phase one). The water and sewer in the remainder of the development will be included in phase two.
Crossroad Village Subdivision Phase 4	The water line has been installed on Deerfield Drive. Testing will be forthcoming. Road and waterline construction has not started on White Tail Run.
Blackberry Ridge Phase 2	All utilities are installed and accepted. The road has not been constructed.

CITY OF CROSSVILLE DEBT SCHEDULE

					12/31/2017
	<u>END</u> <u>DATE</u>	<u>INT</u> <u>RATE</u>	<u>LOAN</u> <u>BALANCE</u>	<u>PRINCIPAL</u> <u>PAYMENT</u>	<u>INTEREST</u> <u>PAYMENT</u>
GENERAL FUND					
LOC- Radio System	Aug 1st	Var	\$ 1,066,000	\$ 134,000	\$ 22,131
E-911	2024	VAR	\$ 426,000	\$ 56,000	\$ 7,500
Series A Bonds	2037	3.18%	\$ 4,065,000	\$ 25,000	\$ 123,944
Series B Bonds	2028	2.67%	\$ 2,740,000	\$ 210,000	\$ 76,431
			\$ -		
			<u>\$ 8,297,000</u>	<u>\$ 425,000</u>	<u>\$ 230,006</u>

Water & Sewer Fund

23008 TMBF Refund 3 RUD Loans 2014	2034	Var	\$ 3,535,808	\$ 172,360	\$ 53,308
23009 SRF 12-116 Downtown Waterline	2035	1.87%	\$ 1,485,583	\$ 65,832	\$ 27,828
23010 SRF 2015 I/I (CW1 15-346)	2035	Var	\$ 1,689,244	\$ 73,752	\$ 27,252
23116 SRF 00-020 MPL Plant (water)	2024	1.77%	\$ 1,899,461	\$ 314,028	\$ 33,864
23117 SRF 00-033 SO. Lines (water)	2024	1.47%	\$ 431,026	\$ 64,080	\$ 6,372
23118 SRF 2010 - WWTP	2032	2.88%	\$ 1,659,938	\$ 127,524	\$ 50,220
23119 SRF 2010 WTR Harvesting	2032	2.83%	\$ 1,852,305	\$ 141,552	\$ 55,056
23120 SRF 2010 WWTP (\$500,000)	2032	2.78%	\$ 354,225	\$ 22,764	\$ 9,852
23122 SRF - DWF 10-105 (Lines)	2033	2.69%	\$ 496,838	\$ 29,232	\$ 13,404
23240 SRF 01-156 I/I (SEWER)	2025	1.47%	\$ 173,882	\$ 24,840	\$ 2,568
23245 2012 Series C Bonds	2032	2.95%	\$ 8,400,000	\$ 135,000	\$ 246,244
			<u>\$ 21,978,310</u>	<u>\$ 1,170,964</u>	<u>\$ 525,968</u>

CATOOSA

23007 TMBF/Refund '05 Bonds	2028	Var	\$ 3,110,000	\$ 230,000	\$ 50,000
23008 TMBF Refund 3 RUD Loans 2014	2034	Var	\$ 2,196,192	\$ 105,640	\$ 35,000
			<u>\$ 5,306,192</u>	<u>\$ 335,640</u>	<u>\$ 85,000</u>

TOTALS (WATER & SEWER FUND)

<u>\$ 27,284,502</u>	<u>\$ 1,506,604</u>	<u>\$ 610,968</u>
----------------------	---------------------	-------------------

\$ 35,581,502

The City carries debt for E-911.

Grant Agency	Project	ARRA	Amount			%				Money Spent	Money Received	To Be Received	Budget
			Grant	Local	Total								
AWARDED:													
Dept. of Justice	bulletproof vests	No	\$ 35,653.05	\$ 35,653.05	\$ 71,306.10	50/50	on-going		\$ 59,929.42	\$ 28,831.30			
FEMA/TEMA	Memorial Day Storms-Debris		\$15,574.17	\$ 1,262.77	\$ 16,836.94	85/15			\$ 16,836.94		\$14,311.00		
TDOT-Aeronautics	Airport Maintenance 16/17	No	\$ 25,740.00	\$ 25,740.00	\$ 51,480.00	50/50	complete		\$ 26,433.42	\$ 13,215.24			
State-Police	Alcohol Saturation-2016		\$ 20,000.00	\$ -	\$ 20,000.00								
TECD	CoLinX 2016		\$ 1,000,000.00	\$ -	\$ 1,000,000.00				\$ 943,122.66	\$ 792,701.50	\$150,421.16		
Dept. of Agriculture	Urban Forester		\$ 25,600.00	\$ 25,600.00	\$ 51,200.00								
Dept. of Agriculture	Tree Planting		\$5,000	\$5,000	\$10,000	50/50							
TDOT-Surface Trans	Northwest Connector		\$ 715,799.00	\$ -	\$ 715,799.00				\$ 698,867.83	\$ 303,516.13	\$253,978.13		
TML	Safety Partners Grant		\$ 3,000.00	\$ 3,000.00	\$ 6,000.00				\$ 5,800.43		\$2,900.22		
THSO	Alcohol Saturation-2017		\$ 15,000.00	\$ -	\$ 15,000.00	90/10							
THSO Alcohol Saturati	Alcohol Saturation-2018	No	\$ 35,000.00	\$ -	\$ 35,000.00	100%							
HIDTA	Drug Task Force Overtime		\$ 18,000.00	\$ -	\$ 18,000.00								
TDEC-LPRF	Garrison Park Redevelopment		\$ 500,000.00	\$ 500,000.00	\$ 1,000,000.00				\$ 31,531.85	\$ 15,765.93			
TDOT-Aeronautics	Airport Maintenance 17/18		\$ 25,740.00	\$ 25,740.00	\$ 51,480.00				\$ 12,241.94	\$ 6,120.97	\$6,120.97		
TDOT-Aeronautics	Used Fuel Truck		\$ 17,500.00	\$ 17,500.00	\$ 35,000.00								
TDOT-Aeronautics	Seal/Stripe Runway		\$ 603,513.00	\$ 33,528.00	\$ 670,570.00	Federal Funds \$603,513/State \$33,529			\$ 33,528.00				
TECD	Site Development Grant		\$ 500,000.00	\$ 497,000.00	\$ 997,000.00				\$ 34,000.00	\$ 21,000.00			
TML	Driver Safety Grant		\$ 700.00	\$ 700.00	\$ 1,500.00								
TML-17/18	Property Conservation Grant		\$ 2,200.00	\$ 2,200.00	\$ 4,400.00				\$ -	\$ -			
TOTALS			\$ 3,564,019.22	\$ 1,172,923.82	\$ 4,770,572.04								
Completed:													
TDOT	Transportation Planning	No	\$ 250,000.00	\$ 25,000.00	\$ 275,000.00	90/10							
TECD	3 Star Grant 17-18		\$ 5,000.00	\$ -	\$ 5,000.00	100%	complete		\$ 4,915.50	\$ 4,915.50		110-47210-236	
TDOT-Aeronautics	Corporate Hangar	No	\$ 858,800.00	\$ 45,200.00	\$ 904,000.00	95/5	complete		\$ 783,546.34	\$ 765,296.34			
TDOT-Aeronautics	Corporate Hangar site work	No	\$ 237,500.00	\$ 12,500.00	\$ 250,000.00	95/5	complete		\$ 235,963.20	\$ 232,709.50			
TDOT-Aeronautics	Maintenance 11/12	No	\$ 23,400.00	\$ 23,400.00	\$ 46,800.00	50/50	complete		\$ 16,563.08	\$ 8,281.04	\$0.00		
TDOT-Aeronautics	Fuel Farm relocation	No	\$ 85,820.00	\$ 85,820.00	\$ 171,640.00	50/50	complete		\$ 251,893.30	\$ 127,562.91		110-52500-930-008	
TDOT-Aeronautics	Fuel Farm Relocation	No	\$ 22,500.00	\$ 22,500.00	\$ 45,000.00	50/50	complete						
TDOT-Aeronautics	Fuel Farm Relocation	No	\$ 22,000.00	\$ 22,000.00	\$ 44,000.00	50/50	complete						
TDOT-Aeronautics	Fuel Farm Relocation-UST	No	\$ 10,000.00	\$ 10,000.00	\$ 20,000.00	50/50	complete						
TDOT-Aeronautics	Pavement Rehab-UST	No	\$ 44,490.00	\$ 44,490.00	\$ 88,980.00	50/50	complete		\$ 16,720.00				
TN-TDEC	Stormwater	No	\$ 40,000.00		\$ 40,000.00	100%	complete		\$ 35,000.00	\$ 35,000.00	\$0.00		
TDOT-Aeronautics	Security Equipment	No	\$ 55,000.00	\$ 5,500.00	\$ 60,500.00	90/10	complete		\$ 35,895.54	\$ 33,392		110-52500-940-002	
TDOT-Aeronautics	T-hangars	No	\$ 1,237,268.00	\$ 137,475.00	\$ 1,374,743.00	90/10	complete		\$ 1,257,392.41	\$ 1,236,235.34		110-52500-930-001	
TDOT-Aeronautics	Pavement Rehab	No	\$ 1,652,310.00	\$ 183,590.00	\$ 1,835,900.00	90/10	complete		\$ 1,940,451.11	\$ 1,929,716.35		110-52500-930-003	
TDOT-Aeronautics	Pavement Rehab	No	\$ 198,000.00	\$ 22,000.00	\$ 220,000.00	90/10	complete						
TDOT-Aeronautics	Taxi lane-t-hangars	No	\$ 192,803.40	\$ 21,422.60	\$ 214,226.00	90/10	complete						
TDOT	Sidewalks	No	\$ 221,040.00	\$ 509,027.00	\$ 730,067.00	Capped	complete		\$ 350,472.42	\$ 221,040.00		110-43100-950-001	
TML	Safety grant	No	\$ 2,000.00	\$ 2,000.00	\$ 4,000.00	50/50	complete		\$ 4,013.18	\$ 2,000			
Dept. of Agriculture	Tree Management Plan	No	\$ 3,000.00	\$ 3,000.00	\$ 6,000.00	50/50	complete		\$ 5,036.66	\$ 2,518			

Grant Agency	Project	ARRA	Amount			%					Money	Money	To Be	Budget
			Grant	Local	Total						Spent	Received	Received	
Dept. of Agriculture	Urban Forester		\$ 32,000.00	\$ 32,000.00	\$ 64,000.00	50/50	complete			\$ 27,161.47	\$ 27,161.47	\$0.00		
TDOT-Aeronautics	Maintenance-12/13	No	\$ 25,740.00	\$ 25,740.00	\$ 51,480.00	50/50	complete			\$ 39,355.23	\$ 19,677.63		311-41920-930-003	
FastTrack	CoLinx	No	\$ 707,500.00	\$ 354,646.00	\$ 1,062,146.00		complete			\$ 1,858,869.56	\$ 1,839,519.28			
State-Police	Patrol vehicle	No	\$ 15,000.00	\$ 5,000.00	\$ 20,000.00		complete			\$ 24,988.00	\$ 15,000			
TML	2013 Safety Grant	No	\$ 2,000.00	\$ 2,000.00	\$ 4,000.00	50/50	complete			\$ 3,988.92	\$ 1,994.46		110-52500-930-011	
TDOT-Aeronautics	Taxiway Extension	No	\$ 92,150.00	\$ 4,850.00	\$ 97,000.00	95/5	Local share paid by Grindstaff Avia			\$ 108,865.00	\$ 108,865.00		110-5200-930-002	
TDOT-Aeronautics	Runway/Taxiway Lighting	No	\$ 475,000.00	\$ 25,000.00	\$ 500,000.00	95/5				\$ 295,294.77	\$ 295,294.77			
TDOT-Aeronautics	Taxiway Extension	No	\$ 12,350.00	\$ 650.00	\$ 13,000.00	95/5	Local share paid by Grindstaff Aviation							
EDA	Downtown project	No	\$ 1,000,000.00	\$ 1,000,000.00	\$ 2,000,000.00	50/50				\$ 29,500.00	\$ 14,750			
TDOT-TEA 21	downtown project	No	\$ 1,067,974.00	\$ 266,994.00	\$ 1,334,968.00									
TN-TDEC	Stormwater	No	\$ 31,600.00	\$ -	\$ 31,600.00	100%				\$ 28,100.00	\$ 28,100.00			
State-Police	Network Coord-2013	No	\$ 15,020.00	\$ -	\$ 15,020.00	100%								
State-Police	High Visibility-2013	No	\$ 5,000.00	\$ -	\$ 5,000.00	100%								
State-Police	Alcohol Saturation-2013	No	\$ 25,000.00	\$ -	\$ 25,000.00	100%						\$0.00	413-41990-767	
THWI-TTU	Stormwater	No	\$ 98,540.00	\$ 45,000.00	\$ 143,540.00					\$ 127,442.00	\$ 98,540.00			
TDOT-Aeronautics	Maintenance 13/14	No	\$ 25,740.00	\$ 25,740.00	\$ 51,480.00	50/50	complete			\$ 18,719.36	\$ 9,359.73			
TDOT-Aeronautics	Maintenance 14/15	No	\$ 25,740.00	\$ 25,740.00	\$ 51,480.00	50/50	complete			\$ 32,144.08	\$ 16,072.04			
3 State-Police	Network Coord-2014	No	\$ 19,420.00		\$ 19,420.00	100%	complete							
4 State-Police	High Visibility-2014	No	\$ 5,000.00		\$ 5,000.00	100%	complete							
5 State-Police	Alcohol Saturation-2014	No	\$ 27,900.00		\$ 27,900.00	100%	complete							
6 State-Police	Young Driver-2014	No	\$ 19,535.00	\$ -	\$ 19,535.00	100%	complete							
7 TDOT	SIA-Cox Ave (CoLinx)	No	\$ 592,377.00	\$ -	\$ 592,377.00									
8 TDOT-Aeronautics	Tree Clearing	No	\$ 125,875.00	\$ 6,625.00	\$ 132,500.00	95/5	complete			\$ 94,110.29	\$ 94,110.29	\$0.00		
9 Dept. of Justice	Patrol vehicle	No	\$ 11,211.00	\$ -	\$ 11,211.00		complete			\$ 27,580.00	\$ 11,211.00	\$0.00		
10 TML	2014 Safety Grant	No	\$ 2,000.00	\$ 2,000.00	\$ 4,000.00	50/50	complete			\$ 4,594.83	\$ 2,000.00			
	TML-16/17		\$ 2,720.00	\$ 2,720.00	\$ 5,440.00		complete			\$ 5,430.63	\$ 2,715.31			
TDOT-Aeronautics	Maintenance 15/16	No	\$ 25,740.00	\$ 25,740.00	\$ 51,480.00	50/50				\$ 25,740.00	\$ 25,740.00			
State-State-Police	Alcohol Saturation-2015	No	\$ 25,300.00	\$ -	\$ 25,300.00	complete								
State-State-Police	High Visibility-2015	No	\$ 5,000.00	\$ -	\$ 5,000.00	complete								
State-State-Police	Young Driver-2015	No	\$ 17,000.00	\$ -	\$ 17,000.00	complete								
Dept. Dept. of Justice	SWAT equipment	No	\$ 10,400.00	\$ 568.00	\$ 10,968.00	complete				\$ 10,403.41	\$ 10,400.00			
FEMA FEMA/TEMA	Ice Storm 2015-debris removal		\$ 159,715.14	\$ 12,918.23	\$ 148,449.60	complete				\$ 157,764.60	\$ 157,764.60			
FEMA FEMA/TEMA	Ice Storm-2015-Parks		\$ 6,437.45	\$ 804.68	\$ 6,437.45	complete					\$ 4,586.69			
FEMA FEMA/TEMA	Ice Storm 2015-fire/police		\$ 19,881.18	\$ 2,840.17	\$ 22,721.34	complete					\$ 16,188.96			

Completed:												
SRF	Water Harvesting	Yes	\$ 2,000,000.00	\$ 3,000,000.00	\$ 5,000,000.00		complete	\$ 6,310,622	\$ 4,999,999.85			413-52390-934-023
SRF	Water Harvesting	No		\$ 1,000,000.00	\$ 1,000,000.00		complete	\$ 667,670	\$ 667,670	\$ -		
Rural Development	Hwy. 70 N waterline	Yes	\$ 800,000.00	\$ 1,700,000.00	\$ 2,500,000.00		complete	\$ 2,855,421.19	\$ 2,500,000.00			450-52140-934-013
Rural Development	Cumberland Cove	No	\$ -	\$ 1,284,000.00	\$ 1,284,000.00		complete	\$ 881,639.45	\$ 801,640.00			450-52140-934-008
Cumberland Cove POA	Cumberland Cove	No	\$ 3,000,000.00		\$ 3,000,000.00		complete	\$ 3,063,767.50	\$ 3,000,000.00			
Cumberland Cove tap	Cumberland Cove	No					complete		\$ 63,767.50			
Rural Development	Meadow Park dam maintenance	No	\$ 1,000,000.00	\$ 4,000,000.00	\$ 5,000,000.00	25/75	complete	\$ 4,982,648	\$ 4,986,551.00			413-52390-934-014
CDBG	WWTP upgrades, Phase III	No	\$ 500,000.00	\$ 425,000.00	\$ 925,000.00		complete	\$ 708,230	\$ 499,999.98			413-52230-930-008
ARC	Downtown project	No	\$ 317,838.00	\$ 317,380.00	\$ 634,760.00	50/50						
Rural Development	Meadow Park dam maintenance	No	\$ 95,000.00	\$ 505,000.00	\$ 600,000.00							
CDBG	Obed River pump station/lines		\$ 500,000.00	\$ 176,000.00	\$ 676,000.00		complete	\$ 696,118	\$ 500,000			
FEMA/TEMA	Ice Storm 2015-Grinder pumps		\$ 9,508.80	\$ 1,358.40	\$ 10,867.20				\$ 7,742.88			
FEMA/TEMA	Ice Storm 2015-Water Plant		\$ 3,763.40	\$ 537.63	\$ 4,301.03				\$ 3,064.48			