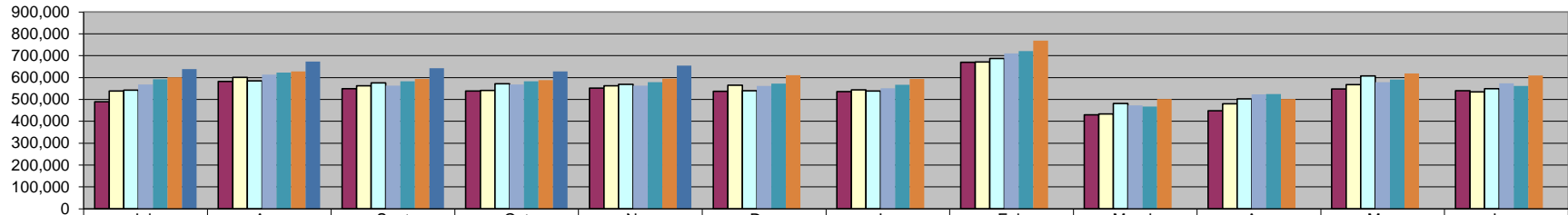
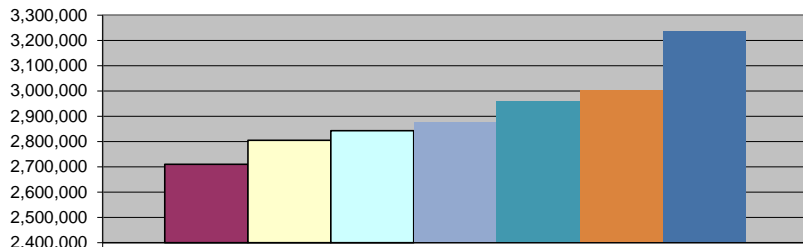


Sales Tax



	July	Aug	Sept	Oct	Nov	Dec	Jan	Feb	March	Apr	May	June
■ FY 09/10	488,728	581,783	548,598	538,171	552,339	536,537	535,383	669,430	429,062	447,590	547,557	539,256
□ FY 10/11	538,673	600,275	562,593	541,360	562,799	565,057	544,297	671,239	433,357	480,426	567,763	534,779
□ FY 11/12	542,564	584,673	575,593	571,365	568,438	539,521	538,581	686,878	481,137	503,099	607,376	548,870
■ FY 12/13	568,911	613,425	563,223	567,870	563,266	562,049	550,910	710,120	472,502	523,568	579,342	574,079
■ FY 13/14	592,201	622,250	583,383	583,302	578,810	571,889	566,907	720,995	468,129	524,484	590,302	562,391
■ FY 14/15	601,996	627,721	593,548	587,893	595,353	610,479	594,131	768,882	502,422	502,612	618,980	609,073
■ FY 15/16	639,340	673,495	642,074	627,579	655,121							

Sales Tax Revenue



	FY YTD
■ FY 09/10	2,709,619
□ FY 10/11	2,805,699
□ FY 11/12	2,842,633
■ FY 12/13	2,876,695
■ FY 13/14	2,959,947
■ FY 14/15	3,006,511
■ FY 15/16	3,237,608

***COLLECTIONS IN THE CITY OF CROSSVILLE**

State of TN Cost of Administration	1.125%	\$1,338,535.73
Net Collections (sent to trustee's office)		\$15,058.53
		\$1,323,477.20

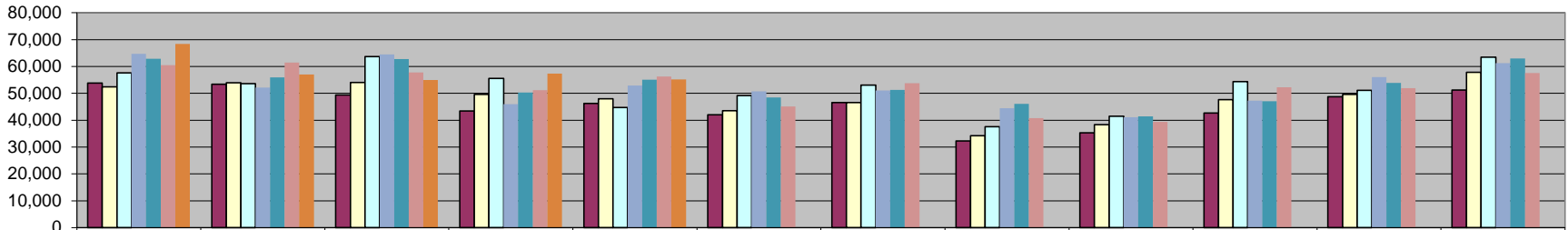
Trustee of Cumberland County	1%	\$13,234.77
Net To Be Distributed		\$1,310,242.43

CITY OF CROSSVILLE SPLIT

Check to City of Crossville	\$655,121.21
Check to Cumberland County Board of Education	\$655,121.21

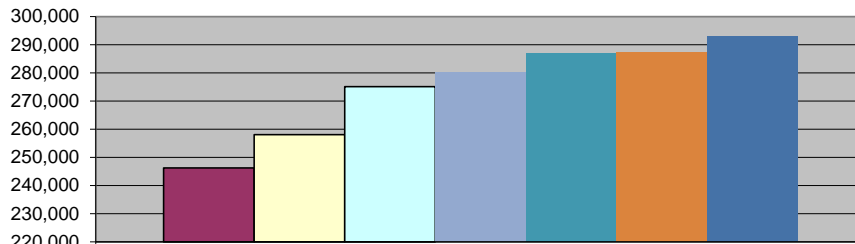
*Totals reported in November, but actually collected in September

Wholesale Beer Tax



	July	Aug	Sept	Oct	Nov	Dec	Jan	Feb	March	Apr	May	June
FY09/10	53,803	53,340	49,337	43,465	46,227	41,977	46,550	32,228	35,281	42,637	48,770	51,267
FY10/11	52,452	53,959	54,046	49,566	47,969	43,568	46,528	34,247	38,335	47,614	49,560	57,774
FY11/12	57,631	53,580	63,656	55,500	44,752	49,146	53,108	37,520	41,472	54,350	51,163	63,502
FY 12/13	64,729	52,105	64,506	45,926	52,878	50,677	51,080	44,449	41,088	47,243	56,014	61,195
FY 13/14	62,829	55,897	62,720	50,303	55,083	48,463	51,269	46,087	41,399	47,056	53,910	62,991
FY 14/15	60,493	61,507	57,800	51,195	56,278	45,133	53,740	40,764	39,308	52,266	51,887	57,530
FY 15/16	68,355	57,009	54,939	57,328	55,181							

Wholesale Beer Tax Revenue



	YTD
FY09/10	246,172
FY10/11	257,992
FY11/12	275,119
FY 12/13	280,144
FY 13/14	286,833
FY 14/15	287,273
FY 15/16	292,811

LIQUOR INCOME



	FY YTD
10/11 YTD	\$106,148
11/12 YTD	\$106,407
12/13 YTD	\$118,131
13/14 YTD	\$121,539
14/15 YTD	\$127,851
15/16 YTD	\$155,721

Building Permits with Permit Square Footage (1)

Dec 1, 2015 8:26 AM
 Danny Thurman
 City of Crossville

Date Range (inclusive):

Sun Nov 01 2015 to Mon Nov 30 2015

Permit #	Permit Type	Description	Applied Date	Issued Date	Valuation	Address	Location	Fees Paid	Contractor	SqFt
15-00625	BLDG-COM	Weigel's	10/6/15	11/12/15	\$507,490	1023 West Ave		\$1,676.00	Weigel's	4395
15-00641	MECH-CNT	Single Family Dwelling	10/14/15	11/6/15	\$0	252 Thrushwood Dr		\$37.50	Action Heating and Cooling	1639
15-00704	BLDG-RES	Single Family Dwelling	10/30/15	11/9/15	\$307,129	113 Tomlon Rd		\$1,084.00	Garrett Builders INC.	2399
15-00705	PLUM-CTY	Plumbing Single Family Dwelling	10/30/15	11/9/15	\$5,000	113 Tomlon Rd		\$50.00	Garrett Builders INC.	2399
15-00711	COUNTY	Single Family Dwelling	11/2/15	11/2/15	\$186,668	497 Wattenbarger Rd		\$721.00	Tollett, Jerry	1380
15-00712	PLUM-CNT	Plumbing Single Family Dwelling	11/2/15	11/2/15	\$3,750	497 Wattenbarger Rd		\$37.50	Tollett, Jerry	1380
15-00713	MECH-CNT	Mechanical Single Family Dwelling	11/3/15	11/3/15	\$5,000	75 Tabor Loop		\$50.00	Harris Heating & Cooling	2136
15-00714	BLDG-RES	Renovation of Single Family Dwelling	11/4/15	11/4/15	\$30,000	229 W 1st St		\$160.00	Crossville Housing Authority	600
15-00715	PLUM-CTY	Renovation of Single Family Dwelling	11/4/15	11/4/15	\$0	229 W 1st St		\$25.00	Crossville Housing Authority	600
15-00716	BLDG-RES	Renovation of Single Family Dwelling	11/4/15	11/4/15	\$30,000	237 W 1st St		\$160.00	Crossville Housing Authority	600
15-00717	PLUM-CTY	Renovation of Single Family Dwelling	11/4/15	11/4/15	\$0	237 W 1st St		\$25.00	Crossville Housing Authority	600
15-00718	COUNTY	Single Family Dwelling	11/4/15	11/4/15	\$229,887	310 Byers Rd		\$850.00	Sisco, Tyler	1750
15-00719	PLUM-CNT	Single Family Dwelling	11/4/15	11/4/15	\$0	310 Byers Rd		\$37.50	Sisco, Tyler	1750
15-00720	BLDG-RES	Single Family Dwelling	11/4/15	11/4/15	\$198,624	1026 Ewa Dr		\$757.00	Phillips, Eric	1564
15-00721	PLUM-CNT	Single Family Dwelling	11/4/15	11/4/15	\$0	1026 Ewa Dr		\$37.50	Phillips, Eric	1564
15-00722	BLDG-RES	Detached Garage	11/4/15	11/4/15	\$30,585	143 Goose Point	Fifth Lot on Left on Goose Point	\$165.00	Fuentes Francisco (Pancho)	0
15-00723	MECH	Mechanical	11/4/15	11/4/15	\$0	421 S Main St		\$237.50	Airtech Service	17843

Permit #	Permit Type	Description	Applied Date	Issued Date	Valuation	Address	Location	Fees Paid	Contractor	SqFt
		addition							Co.,Inc	
15-00724	PLUM-CTY	Plumbing Addition	11/4/15	11/4/15	\$0	421 S Main St		\$237.50	Airtech Service Co.,Inc	17843
15-00725	BLDG-RES	Single Family Dwelling	11/4/15	11/10/15	\$118,146	852 Old Lantana Rd		\$517.00	Garrett, Billy	1056
15-00726	PLUM-CTY	Single Family Dwelling	11/4/15	11/10/15	\$0	852 Old Lantana Rd		\$37.50	Garrett, Billy	1056
15-00727	MOVING	Moving a Single Family Dwelling	11/5/15	11/5/15	\$0	6089 Peavine Rd		\$200.00	Thrasher Moving	1428
15-00728	PLUM-CNT	Plumbing Single Family Dwelling	11/6/15	11/6/15	\$0	411 Highland Ridge Dr		\$62.50	Turner Brothers Plumbing	3127
15-00729	MECH-CNT	Single Family Dwelling	11/6/15	11/6/15	\$0	124 Taylor Rd		\$37.50	Action Heating and Cooling	1792
15-00730	MECH	Single Family Dwelling	11/6/15	11/6/15	\$0	126 E Fuller Dr		\$37.50	TCAT	1064
15-00731	LDP	Single Family Dwelling	11/9/15	11/9/15	\$0	113 Tomlon Rd		\$50.00	Garrett, Bill	2399
15-00732	BLDG-RES	Single Family Dwelling	11/9/15	11/10/15	\$117,484	23 Sharon Dr		\$514.00	Garrett Builders INC.	1050
15-00733	PLUM-CTY	Plumbing Single Family Dwelling	11/9/15	11/10/15	\$0	23 Sharon Dr		\$37.50	Garrett Builders INC.	1050
15-00734	COUNTY	Single Family Dwelling	11/9/15	11/9/15	\$262,505	428 Firetower Ln		\$949.00	Schubert, Tony	1807
15-00735	PLUM-CNT	Plumbing Single Family Dwelling	11/9/15	11/9/15	\$0	428 Firetower Ln		\$37.50	Schubert, Tony	1807
15-00736	MECH-CNT	Mechanical Single Family Dwelling	11/12/15	11/12/15	\$0	3949 Blaylock Rd		\$50.00	Bennett Heating And Cooling	2100
15-00737	MECH-CNT	Mechanical Single Family Dwelling	11/12/15	11/12/15	\$0	3018 Warpath Dr		\$37.50	Bennett Heating And Cooling	1975
15-00738	MECH-CNT	Mechanical Single Family Dwelling	11/12/15	11/17/15	\$0	3301 Potato Farm Rd		\$50.00	Action Heating and Cooling	2250
15-00739	MECH-CNT	Mechanical Single Family Dwelling	11/12/15	11/17/15	\$0	38 Bluff View Ter		\$50.00	Action Heating and Cooling	2353
15-00740	MECH-CNT	Mechanical Single Family Dwelling	11/12/15	11/17/15	\$0	109 Highgate Dr		\$37.50	Action Heating and Cooling	1850
15-00741	MECH-CNT	Mechanical Single Family Dwelling	11/12/15	11/17/15	\$0	210 Amhurst Ln		\$37.50	Action Heating and Cooling	1750
15-00742	MECH-CNT	Mechanical Single Family Dwelling	11/12/15	11/17/15	\$0	109 Mountain View Dr		\$50.00	Action Heating and Cooling	2945
15-00743	MECH	Mechanical Single Family Family Dwelling	11/12/15	11/17/15	\$0	1220 Holiday Dr		\$87.50	Action Heating and Cooling	5031

Permit #	Permit Type	Description	Applied Date	Issued Date	Valuation	Address	Location	Fees Paid	Contractor	SqFt
15-00744	COUNTY	Relocate Single Family Dwelling	11/13/15	11/13/15	\$20,000	245 Plateau Rd		\$110.00	England, Ernest	1300
15-00745	COUNTY	Single Family Dwelling	11/16/15	11/17/15	\$275,453	5285 Red Rd		\$988.00	Daugherty Bren S	2031
15-00746	PLUM-CNT	Plumbing Single Family Dwelling	11/16/15	11/17/15	\$0	5285 Red Rd		\$50.00	Daugherty Bren S	2031
15-00748	COUNTY	Single Family Dwelling	11/17/15	11/19/15	\$247,408	223 Highland Ridge Dr		\$904.00	Agee, Greg	1967
15-00749	PLUM-CNT	Plumbing Single Family Dwelling	11/17/15	11/19/15	\$0	223 Highland Ridge Dr		\$37.50	Agee, Greg	1967
15-00750	BLDG-COM	Interior Renovation	11/17/15	11/25/15	\$242,900	49 Cumberland Plaza		\$889.00	Coast To Coast Builders, Inc	14914
15-00751	PLUM-CTY	Plumbing Interior Renovation	11/17/15	11/25/15	\$0	49 Cumberland Plaza		\$200.00	Coast To Coast Builders, Inc	14914
15-00752	MECH	Mechanical Interior Renovation	11/17/15	11/25/15	\$0	49 Cumberland Plaza		\$200.00	Coast To Coast Builders, Inc	14914
15-00753	COUNTY	Single Family Dwelling	11/18/15	11/18/15	\$268,058	109 Hedgewood Point		\$967.00	Presson, Dean	2078
15-00754	PLUM-CNT	Plumbing Single Family Dwelling	11/18/15	11/18/15	\$0	109 Hedgewood Point		\$50.00	Presson, Dean	2078
15-00755	MECH-CNT	Mechanical Single Family Dwelling	11/19/15	11/19/15	\$0	201 Wilson Rd		\$37.50	Crabtree Heating & Cooling	1630
15-00756	COUNTY	Single Family Dwelling	11/19/15	11/19/15	\$280,941	17 Oak Leaf Cir		\$1,003.00	Fairfield Homes	2301
15-00757	PLUM-CNT	Plumbing Single Family Dwelling	11/19/15	11/19/15	\$0	17 Oak Leaf Cir		\$50.00	Fairfield Homes	2301
15-00758	PLUM-CNT	Plumbing Single Family Dwelling	11/20/15	11/20/15	\$0	116 Leyden Dr		\$37.50	Bell, Randy	1804
15-00759	MECH-CNT	Mechanical Single Family Dwelling	11/23/15	11/25/15	\$0	116 Leyden Dr		\$37.50	Action Heating and Cooling	1807
15-00760	MECH	Mechanical Single Family Dwelling	11/23/15	11/25/15	\$0	214 Creekway Dr		\$37.50	Action Heating and Cooling	1500
15-00762	MECH-CNT	Mechanical Single Family Dwelling	11/24/15	11/24/15	\$0	455 Dugger Branch Rd		\$37.50	PreciseAir	1200
15-00763	MECH	Mechanical Single Family Dwelling	11/24/15	11/24/15	\$0	242 Fawn Loop		\$37.50	Potts, David	1423
15-00764	MECH	Mechanical Single Family Dwelling	11/24/15	11/24/15	\$0	220 Fawn Loop		\$37.50	Potts, David	1402
15-00765	MECH	Mechanical Single Family Dwelling	11/24/15	11/24/15	\$0	109 Fawn Loop		\$37.50	Potts, David	1380
15-00766	MECH	Mechanical Single Family Dwelling	11/24/15	11/24/15	\$0	198 Fawn Loop		\$37.50	Potts, David	1392

Permit #	Permit Type	Description	Applied Date	Issued Date	Valuation	Address	Location	Fees Paid	Contractor	SqFt
15-00767	MECH	Mechanical Single Family Dwelling	11/24/15	11/24/15	\$0	325 Fawn Loop		\$37.50	Potts, David	1392
15-00768	COUNTY	Single Family Dwelling	11/25/15	11/25/15	\$312,723	127 Forest Hills Dr		\$1,099.00	Fairfield Homes	2528
15-00769	PLUM-CNT	Plumbing Single Family Dwelling	11/25/15	11/25/15	\$0	127 Forest Hills Dr		\$50.00	Fairfield Homes	2528
15-00770	MECH-CNT	Mechanical Single Family Dwelling	11/25/15	11/30/15	\$0	103 Trentwood Dr		\$50.00	Action Heating and Cooling	2153
15-00771	MECH-CNT	Mechanical Single Family Dwelling	11/25/15	11/30/15	\$0	124 Hickory Ridge Ln		\$50.00	Action Heating and Cooling	2527
15-00772	MECH-CNT	Mechanical Single Family Dwelling	11/30/15	11/30/15	\$0	106 Cappshire Rd		\$37.50	Action Heating and Cooling	1277
Totals for 64 Permits					\$3,679,751			\$16,338.00		

2015-2016 Building Permits

	County	City-Res	City-Comm	City & County Plumbing	Land Disturbance Permits	City & County Mechanical	Sign	House Moving	County Fees Paid
July	17	15	8	25	9	15	0		\$14,010.50
August	18	12	4	25	8	13	0		\$17,125.50
September	22	6	3	28	0	26	0		\$21,088.00
October	22	5	6	27	6	19	0		\$22,289.00
November	9	7	2	18	1	26	0	1	\$8,766.00
December									
January									
February									
March									
April									
May									
June									
Total	88	45	23	123	24	99	0	1	\$83,279.00

City Fees Paid

\$13,608.00

\$9,767.00

\$ 13,648.00

\$14,311.50

\$7,572.00

\$58,906.50

CITY OF CROSSVILLE
CURRENT GRANTS/PROJECTS

GENERAL FUND

	Grant Agency	Project	ARRA	Amount			%				Money Spent	Money Received	To Be Received	Budget
				Grant	Local	Total								
	AWARDED:													
1	Dept. of Justice	bulletproof vests	No	\$ 31,215.35	\$ 31,215.35	\$ 62,430.70	50/50	on-going		\$ 52,292.90	\$ 21,524.47	\$ 3,489		
2	TDOT	Sidewalks	No	\$ 221,040.00	\$ 509,027.00	\$ 730,067.00	Capped			\$ 27,192.50	\$ 11,050.00		110-43100-950-001	
3	State-Police	Network Coord-2014	No	\$ 19,420.00		\$ 19,420.00	100%	complete						
4	State-Police	High Visibility-2014	No	\$ 5,000.00		\$ 5,000.00	100%	complete						
5	State-Police	Alcohol Saturation-2014	No	\$ 27,900.00		\$ 27,900.00	100%	complete						
6	State-Police	Young Driver-2014	No	\$ 19,535.00	\$ -	\$ 19,535.00	100%	complete						
7	TDOT	SIA-Cox Ave (CoLinx)	No	\$ 592,377.00	\$ -	\$ 592,377.00								
8	TDOT-Aeronautics	Tree Clearing	No	\$ 125,875.00	\$ 6,625.00	\$ 132,500.00	95/5	complete		\$ 94,110.29	\$ 94,110.29			
9	Dept. of Justice	Patrol vehicle	No	\$ 11,211.00	\$ -	\$ 11,211.00		complete		\$ 27,580.00	\$ 11,211.00	\$ -		
10	TML	2014 Safety Grant	No	\$ 2,000.00	\$ 2,000.00	\$ 4,000.00	50/50	complete		\$ 4,594.83	\$ 2,000.00	\$ -		
11	TDOT-Aeronautics	Corporate Hangar	No	\$ 858,800.00	\$ 45,200.00	\$ 904,000.00	95/5			\$ 58,870.43	\$ 51,046.36	\$ 7,824		
12	TDOT-Aeronautics	Corporate Hangar site work	No	\$ 237,500.00	\$ 12,500.00	\$ 250,000.00	95/5			\$ 21,389.32	\$ 18,268.49	\$ 3,121		
13	TDOT-Aeronautics	Maintenance 15/16	No	\$ 25,740.00	\$ 25,740.00	\$ 51,480.00	50/50			\$ 9,803.26		\$ 4,902		
14	State-Police	Alcohol Saturation-2015	No	\$ 25,300.00	\$ -	\$ 25,300.00								
15	State-Police	High Visibility-2015	No	\$ 5,000.00	\$ -	\$ 5,000.00								
16	State-Police	Young Driver-2015	No	\$ 17,000.00	\$ -	\$ 17,000.00								
17	TDOT	Transportation Planning	No	\$ 250,000.00	\$ 25,000.00	\$ 27,500.00	90/10							
18	Dept. of Justice	SWAT equipment	No	\$ 10,400.00	\$ 568.00	\$ 10,968.00								
19	FEMA/TEMA	Ice Storm 2015-debris removal		\$ 159,715.14	\$ 12,918.23	\$ 148,449.60								
20	FEMA/TEMA	Ice Storm-2015-Parks		\$ 6,437.45	\$ 804.68	\$ 6,437.45								
21	FEMA/TEMA	Ice Storm 2015-fire/police		\$ 19,881.18	\$ 2,840.17	\$ 22,721.34								
22	State-Police	Alcohol Saturation-2016		\$ 20,000.00	\$ -	\$ 20,000.00								
	TOTALS			\$ 2,671,347.12	\$ 670,793.58	\$ 2,895,688.70								
	Completed:													
	TDOT-Aeronautics	Maintenance 11/12	No	\$ 23,400.00	\$ 23,400.00	\$ 46,800.00	50/50	complete		\$ 16,563.08	\$ 8,281.04	\$ -		
	TDOT-Aeronautics	Fuel Farm relocation	No	\$ 85,820.00	\$ 85,820.00	\$ 171,640.00	50/50	complete		\$ 251,893.30	\$ 127,562.91		110-52500-930-008	
	TDOT-Aeronautics	Fuel Farm Relocation	No	\$ 22,500.00	\$ 22,500.00	\$ 45,000.00	50/50	complete						
	TDOT-Aeronautics	Fuel Farm Relocation	No	\$ 22,000.00	\$ 22,000.00	\$ 44,000.00	50/50	complete						
	TDOT-Aeronautics	Fuel Farm Relocation-UST	No	\$ 10,000.00	\$ 10,000.00	\$ 20,000.00	50/50	complete						
	TDOT-Aeronautics	Pavement Rehab-UST	No	\$ 44,490.00	\$ 44,490.00	\$ 88,980.00	50/50	complete		\$ 16,720.00				
	TN-TDEC	Stormwater	No	\$ 40,000.00		\$ 40,000.00	100%	complete		\$ 35,000.00	\$ 35,000.00	\$ -		
	TDOT-Aeronautics	Security Equipment	No	\$ 55,000.00	\$ 5,500.00	\$ 60,500.00	90/10	complete		\$ 35,895.54	\$ 33,392		110-52500-940-002	
	TDOT-Aeronautics	T-hangars	No	\$ 1,237,268.00	\$ 137,475.00	\$ 1,374,743.00	90/10	complete		\$ 1,257,392.41	\$ 1,236,235.34		110-52500-930-001	
	TDOT-Aeronautics	Pavement Rehab	No	\$ 1,652,310.00	\$ 183,590.00	\$ 1,835,900.00	90/10	complete		\$ 1,940,451.11	\$ 1,929,716.35		110-52500-930-003	
	TDOT-Aeronautics	Pavement Rehab	No	\$ 198,000.00	\$ 22,000.00	\$ 220,000.00	90/10	complete						
	TDOT-Aeronautics	Taxi lane-t-hangars	No	\$ 192,803.40	\$ 21,422.60	\$ 214,226.00	90/10	complete						
	TML	Safety grant	No	\$ 2,000.00	\$ 2,000.00	\$ 4,000.00	50/50	complete		\$ 4,013.18	\$ 2,000			
	Dept. of Agriculture	Tree Management Plan	No	\$ 3,000.00	\$ 3,000.00	\$ 6,000.00	50/50	complete		\$ 5,036.66	\$ 2,518			
	TDOT-Aeronautics	Maintenance-12/13	No	\$ 25,740.00	\$ 25,740.00	\$ 51,480.00	50/50	complete		\$ 39,355.23	\$ 19,677.63	\$ -		
	FastTrack	CoLinx	No	\$ 707,500.00	\$ 354,646.00	\$ 1,062,146.00		complete		\$ 1,858,869.56	\$ 1,839,519.28		311-41920-930-003	

CITY OF CROSSVILLE
CURRENT GRANTS/PROJECTS

GENERAL FUND

Grant Agency	Project	ARRA	Amount			%				Money Spent	Money Received	To Be Received	Budget
			Grant	Local	Total								
State-Police	Patrol vehicle	No	\$ 15,000.00	\$ 5,000.00	\$ 20,000.00					\$ 24,988.00	\$ 15,000		
TML	2013 Safety Grant	No	\$ 2,000.00	\$ 2,000.00	\$ 4,000.00	50/50	complete			\$ 3,988.92	\$ 1,994.46		
TDOT-Aeronautics	Taxiway Extension	No	\$ 92,150.00	\$ 4,850.00	\$ 97,000.00	95/5	Local share paid by Grindstaff Avia			\$ 108,865.00	\$ 108,865.00		110-52500-930-011
TDOT-Aeronautics	Runway/Taxiway Lighting	No	\$ 475,000.00	\$ 25,000.00	\$ 500,000.00	95/5				\$ 295,294.77	\$ 295,294.77		110-5200-930-002
TDOT-Aeronautics	Taxiway Extension	No	\$ 12,350.00	\$ 650.00	\$ 13,000.00	95/5	Local share paid by Grindstaff Aviation						
EDA	Downtown project	No	\$ 1,000,000.00	\$ 1,000,000.00	\$ 2,000,000.00	50/50				\$ 29,500.00	\$ 14,750		
TDOT-TEA 21	downtown project	No	\$ 1,067,974.00	\$ 266,994.00	\$ 1,334,968.00								
TN-TDEC	Stormwater	No	\$ 31,600.00	\$ -	\$ 31,600.00	100%				\$ 28,100.00	\$ 28,100.00		
State-Police	Network Coord-2013	No	\$ 15,020.00	\$ -	\$ 15,020.00	100%							
State-Police	High Visibility-2013	No	\$ 5,000.00	\$ -	\$ 5,000.00	100%							
State-Police	Alcohol Saturation-2013	No	\$ 25,000.00	\$ -	\$ 25,000.00	100%							
THWI-TTU	Stormwater	No	\$ 98,540.00	\$ 45,000.00	\$ 143,540.00					\$ 127,442.00	\$ 98,540.00	\$ -	413-41990-767
TDOT-Aeronautics	Maintenance 13/14	No	\$ 25,740.00	\$ 25,740.00	\$ 51,480.00	50/50	complete			\$ 18,719.36	\$ 9,359.73		
TDOT-Aeronautics	Maintenance 14/15	No	\$ 25,740.00	\$ 25,740.00	\$ 51,480.00	50/50	complete			\$ 32,144.08	\$ 16,072.04		

	Grant Agency	Project	ARRA	Amount					Money	Money	To Be	Budget	
				Grant	Local	Total							
AWARDED:													
1	TDOT	Lantana Rd. Utility Reloc	No						\$ 806,354	\$ 805,594.85	\$ 758	413-52390-934-020	
2	TDOT	127S Utility Reloc	No						\$ 238,369	\$ 20,437.69	\$ 217,932	413-52390-934-011	
3	TDOT	Livingston/Miller	No						\$ 169,950			413-52390-934-021	
4	SRF	Downtown project	No	\$ 567,000.00	\$ 1,323,000.00	\$ 1,890,000.00			\$ 1,126,742	\$ 1,126,742.36		311-41920-931-002	
5	CDBG	Obed River pump station/lines		\$ 500,000.00	\$ 176,000.00	\$ 676,000.00	complete		\$ 696,118	\$ 500,000			
6	SRF	I/I improvements	No	\$ 195,000.00	\$ 1,755,000.00	\$ 1,950,000.00			\$ 137,036	\$ 137,036			
7	SRF	Brookhaven/Highland Ln waterline	No	\$ 102,303.00	\$ 238,717.00	\$ 341,020.00							
8	FEMA/TEMA	Ice Storm 2015-Grinder pumps		\$ 9,508.80	\$ 1,358.40	\$ 10,867.20							
9	FEMA/TEMA	Ice Storm 2015-Water Plant		\$ 3,763.40	\$ 537.63	\$ 4,301.03							
TOTALS				\$ 1,377,575.20	\$ 3,494,613.03	\$ 4,872,188.23							
PENDING:													
1	Army Corps of Engineers	Meadow Park dam	??	\$ 9,000,000.00	\$ 3,000,000.00	\$ 12,000,000.00	75/25	loan/possible ARRA grant	\$ 1,367,897			413-52390-934-014	
2													
3													

CITY OF CROSSVILLE
GRANTS/PROJECTS

WATER/SEWER FUND

Completed:												
SRF	Water Harvesting	Yes	\$ 2,000,000.00	\$ 3,000,000.00	\$ 5,000,000.00		complete	\$ 6,310,622	\$ 4,999,999.85			413-52390-934-023
SRF	Water Harvesting	No		\$ 1,000,000.00	\$ 1,000,000.00		complete	\$ 667,670	\$ 667,670	\$ -		
Rural Development	Hwy. 70 N waterline	Yes	\$ 800,000.00	\$ 1,700,000.00	\$ 2,500,000.00		complete	\$ 2,855,421.19	\$ 2,500,000.00			450-52140-934-013
Rural Development	Cumberland Cove	No	\$ -	\$ 1,284,000.00	\$ 1,284,000.00		complete	\$ 881,639.45	\$ 801,640.00			450-52140-934-008
Cumberland Cove POA	Cumberland Cove	No	\$ 3,000,000.00		\$ 3,000,000.00		complete	\$ 3,063,767.50	\$ 3,000,000.00			
Cumberland Cove tap	Cumberland Cove	No					complete		\$ 63,767.50			
Rural Development	Meadow Park dam maintenance	No	\$ 1,000,000.00	\$ 4,000,000.00	\$ 5,000,000.00	25/75	complete	\$ 4,982,648	\$ 4,986,551.00			413-52390-934-014
CDBG	WWTP upgrades, Phase III	No	\$ 500,000.00	\$ 425,000.00	\$ 925,000.00		complete	\$ 708,230	\$ 499,999.98			413-52230-930-008
ARC	Downtown project	No	\$ 317,838.00	\$ 317,380.00	\$ 634,760.00	50/50						
Rural Development	Meadow Park dam maintenance	No	\$ 95,000.00	\$ 505,000.00	\$ 600,000.00							

Engineering Projects Report

Project

Current Status

December 5, 2015

Page 1 of 1

127 South Utility Relocation	TDOT has divided this project into 3 phases and the southern phase, which starts at Byrd Creek and includes everything to the south, will be let August 2016. The northern phase will be next and the middle phase may never be built. City staff will ask for an amendment to the contract with James Plus and Associates for revise the utility design.
Safe Routes to Schools Grant	(No Change) The City is awaiting the approval from TDOT for bidding. This approval is expected very soon. We are waiting on the Federal budget approval.
Army Corp Study	(No Change)The current task has been completed and the Army Corp is developing an estimate to complete the NEPA (National Environmental Policy Act) process.
Northwest Connector Phase 3	We are acquiring the ROW. The project is scheduled to be let December of 2016.
Northwest Connector Phase 2	(No Change)The preliminary Right of Way review has occurred and updates are being made to the plans.
Lantana Road Street Lights	This project is completed.
Cox Avenue	The City will settle ROW acquisition issues in the coming months.
Airport Box Hangar	(No Change)The contractor has installed major components of the storm sewer. The site work is at approximately 25% and the hangar floor and ramp are to subgrade.
Downtown Waterlines	TDOT has given a verbal approval for the northern extension. All mainlines have been installed and have passed test. The final services are being connected this week. Cutting and capping of the old lines, road repair, sidewalk repair and fire line connections remain.
Downtown Sidewalks	The lighting plan has been approved by TDOT and they are reviewing the preliminary sidewalk plan.
Brookhaven Subdivision and Highland Lane Waterline Upgrade	Plans are being finalized. Easements may be required.
Holiday Drive, Lantana Estates and Fairyland Acres Waterline Replacement	(No Change) The plans have been approved by TDEC and the project is scheduled to be bid in December for a spring construction.
Old Lantana Road, County Seat and Southbend Waterline Replacement	Plans are being finalized.
Airport Jet A Fuel Pump Replacement	A recommendation will be available for the award of the contract at the Council meeting.
The Grove Subdivision	The waterline is installed and has passed the pressure test.
Gardens Subdivision Phase 6 and 7	The water lines have been accepted by the City. The sewer, road and storm drainage construction remains.

			<u>PAY</u>	<u>INT</u>	<u>10/31/2015</u>	<u>11/30/2015</u>	<u>MONTHLY</u>
			<u>OUT</u>	<u>RATE</u>	<u>LOAN</u>	<u>LOAN</u>	<u>PRINCIPLE</u>
					<u>BALANCE</u>	<u>BALANCE</u>	<u>PAYMENTS</u>
GENERAL FUND							
E-911	11 Yrs	2024		VAR	\$ 532,000	\$ 532,000	\$ 52,000
Series A Bonds	25 Yrs	2037		3.18%	\$ 4,115,000	\$ 4,115,000	\$ 25,000
Series B Bonds	16 Yrs	2028		2.67%	\$ 3,155,000	\$ 3,155,000	\$ 205,000
Police Department Software		2016			\$ 31,232	\$ 31,232	\$ 31,232
					<u>\$ 7,802,000</u>	<u>\$ 7,833,232</u>	<u>\$ 313,232</u>

Water & Sewer Fund

23008 TMBF Refund 3 RUD Loans 2014					\$ 3,868,749	\$ 3,868,749	\$ -
23009 SRF 12-116 Downtown Waterline				1.87%	\$ 408,966	\$ 657,146	\$ (248,180)
23010 SRF 2015 I/I					\$ 51,840	\$ 51,840	\$ -
23116 SRF 00-020 MPL Plant (water)		2024		1.77%	\$ 2,567,093	\$ 2,541,833	\$ 25,260
23117 SRF 00-033 SO. Lines (water)		2024		1.47%	\$ 567,716	\$ 562,530	\$ 5,186
23118 SRF 2010 - WWTP (sewer)		2032		2.88%	\$ 2,238,764	\$ 2,229,292	\$ 9,472
23119 SRF 2010 WTR Harvesting		2032		2.83%	\$ 2,496,514	\$ 2,485,979	\$ 10,535
23120 SRF 2010 WWTP (sewer)		2032		2.78%	\$ 402,099	\$ 400,305	\$ 1,794
23122 SRF - DWF 10-105 (water)		2033		2.69%	\$ 558,390	\$ 556,081	\$ 2,309
23240 SRF 01-156 I/I (sewer)		2025		1.47%	\$ 226,850	\$ 224,840	\$ 2,010
23245 2012 Series C Bonds		2032		2.95%	\$ 8,660,000	\$ 8,660,000	\$ -
						\$ -	\$ -
					<u>\$ 22,046,981</u>	<u>\$ 22,238,595</u>	<u>\$ (191,614)</u>

CATOOSA

23007 TMBF / Refund '05 Bonds		2028	Var		\$ 3,747,350	\$ 3,541,000	\$ 206,350
23008 TMBF Refund 3 RUD Loans 2014					\$ 2,400,252	\$ 2,400,252	\$ -
					<u>\$ 6,147,602</u>	<u>\$ 5,941,252</u>	<u>\$ 206,350</u>
<u>TOTALS (WATER & SEWER FUND)</u>					<u>\$ 28,194,583</u>	<u>\$ 28,179,847</u>	<u>\$ 14,736</u>

Total City Debt GF & W & S \$ 36,013,079